



GRADE 3 ELA

English Language Arts/Literacy Assessment Report, 2015–2016

This report shows whether xxxx met grade-level expectations and is on track for the next grade level. **This assessment is just one measure of how well your child is performing academically.**

To learn more about the test and to view sample questions and practice tests, visit UnderstandTheScore.org.

How Can You Use This Report?

Ask your child’s teachers:

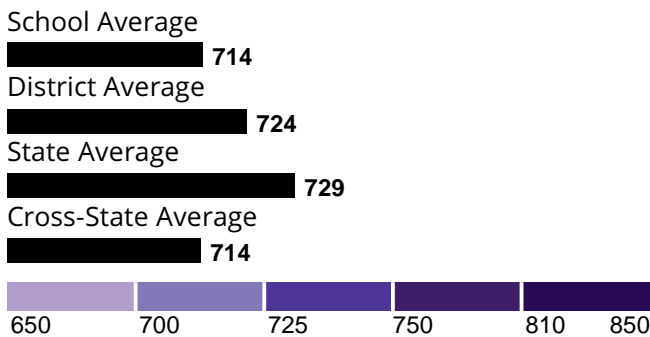
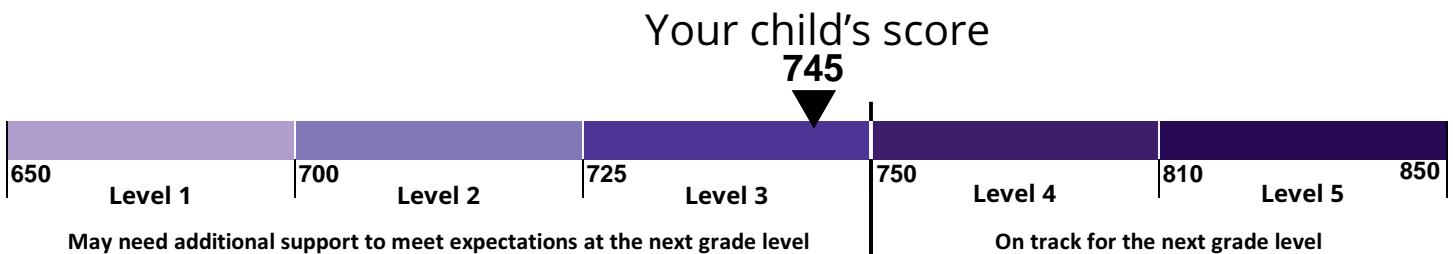
- What do you see as my child’s academic strengths and areas for improvement?
- How will you use these test results to help my child make progress this school year?

See side 2 of this report for specific information on your child’s performance in reading and writing.

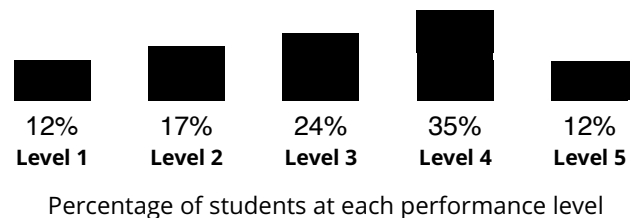
How Did xxxx Perform Overall?

Performance Level 3

- Level 5** Exceeded Expectations
- Level 4** Met Expectations
- Level 3** Approached Expectations
- Level 2** Partially Met Expectations
- Level 1** Did Not Yet Meet Expectations



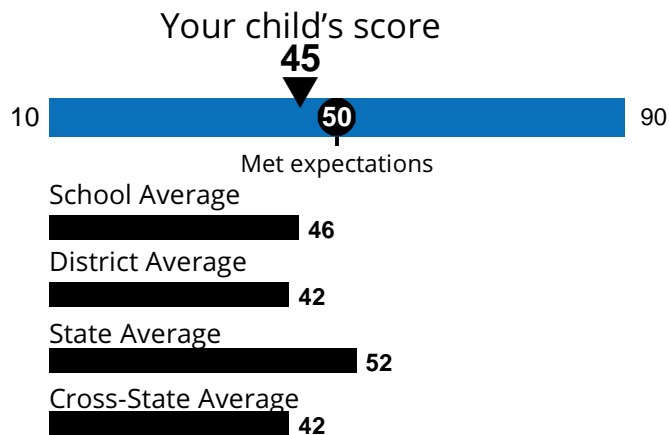
How Students in New Jersey Performed



The probable range in the student’s overall score on this test is plus or minus 7.3 points. This is the amount of change that would be expected in your child’s score if he/she were to take the test many times. Small differences in scores should not be overinterpreted.

How Did Your Child Perform in Reading and Writing?

READING



↑ LITERARY TEXT

Your child performed about the same as students who **met or exceeded expectations**. Students meet expectations by showing they can read and analyze fiction, drama, and poetry.

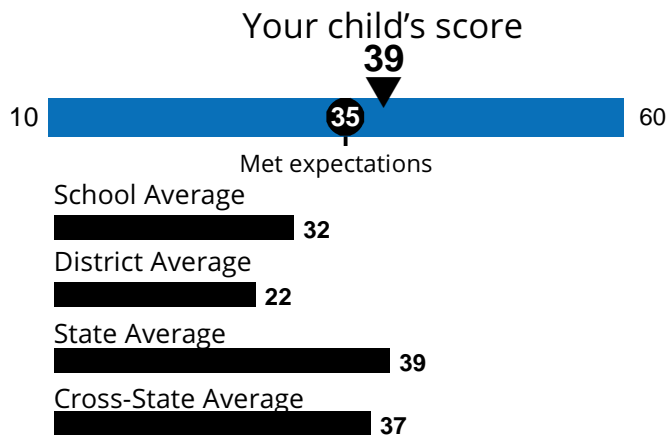
↔ INFORMATIONAL TEXT

Your child performed about the same as students who **approached expectations**. Students meet expectations by showing they can read and analyze nonfiction, history, science, and the arts.

↓ VOCABULARY

Your child performed about the same as students who **did not yet meet or partially met expectations**. Students meet expectations by showing they can use context to determine what words and phrases mean.

WRITING



↔ WRITING EXPRESSION

Your child performed about the same as students who **approached expectations**. Students meet expectations by showing they can compose well-developed writing, using details from what they have read.

↑ KNOWLEDGE AND USE OF LANGUAGE CONVENTIONS

Your child performed about the same as students who **met or exceeded expectations**. Students meet expectations by showing they can compose writing using rules of standard English.

LEGEND

Your child performed about the same as students who:

- Met or Exceeded Expectations
- Approached Expectations
- Did Not Yet Meet or Partially Met Expectations


What are the PARCC tests? The tests measure how well students have learned grade-level material in English language arts/literacy and mathematics. Students who meet or exceed expectations are on track for the next grade or course and, ultimately, for college and careers. The tests include questions that measure your child's fundamental skills and knowledge, and require students to think critically, solve problems, and support or explain their answers. The test is one of several ways to help parents and teachers understand how well children are learning.

How will my child's school use the test results? Results from the test give your child's teacher information about his/her academic performance. The results also give your school and school district important information to make improvements to the education program and to teaching.

Learn more about PARCC and New Jersey's college- and career-ready standards

Explore your school website, or ask your principal, for information on your school's annual PARCC assessment schedule; the curriculum chosen by your district to give students more hands-on learning experiences that meet state standards; and to learn more about how test results contribute to school improvements. You can also learn more about New Jersey's K-12 standards at <http://www.state.nj.us/education/cccs/>.

For information on how to help your child, and access to actual PARCC test questions and the GreatKids Test Guide for Parents, visit UnderstandTheScore.org.



GRADE 11 ELA

English Language Arts/Literacy Assessment Report, 2015–2016

This report shows whether xxx met grade-level expectations and is on track to be college and career ready. **This assessment is just one measure of how well your child is performing academically.**

To learn more about the test and to view sample questions and practice tests, visit UnderstandTheScore.org.

How Can You Use This Report?

Ask your child’s teachers:

- What do you see as my child’s academic strengths and areas for improvement?
- How will you use these test results to help my child make progress this school year?

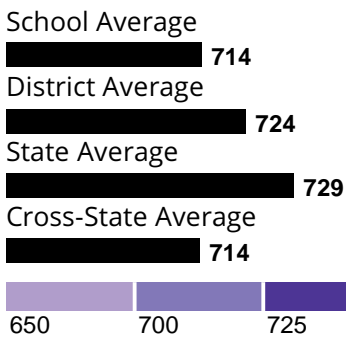
See side 2 of this report for specific information on your child’s performance in reading and writing.

How Did XXXX Perform Overall?

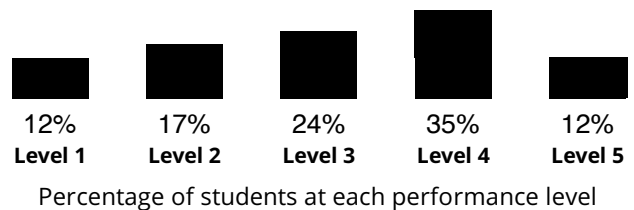
Performance Level 4

- Level 5** Exceeded Expectations
- Level 4** Met Expectations
- Level 3** Approached Expectations
- Level 2** Partially Met Expectations
- Level 1** Did Not Yet Meet Expectations

Your child’s score
789



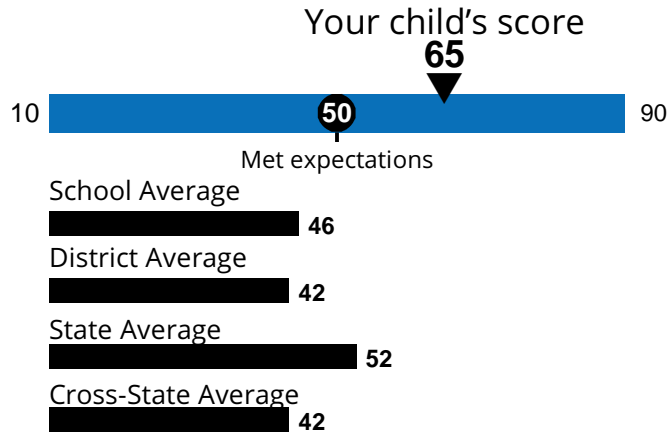
How Students in New Jersey Performed



The probable range in the student’s overall score on this test is plus or minus 7.3 points. This is the amount of change that would be expected in your child’s score if he/she were to take the test many times. Small differences in scores should not be overinterpreted.

How Did Your Child Perform in Reading and Writing?

READING



↑ LITERARY TEXT

Your child performed about the same as students who **met or exceeded expectations**. Students meet expectations by showing they can read and analyze fiction, drama, and poetry.

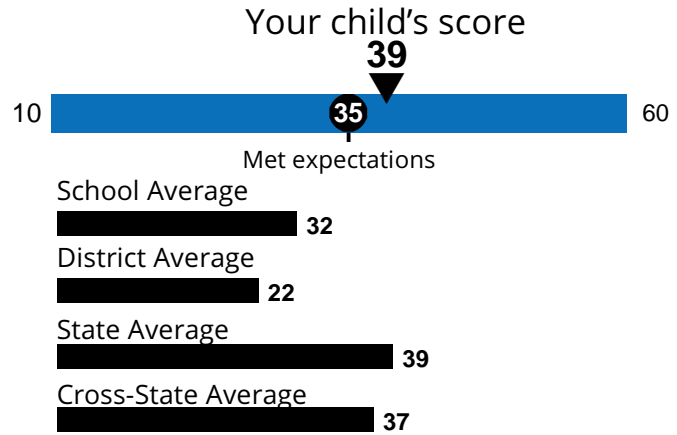
↑ INFORMATIONAL TEXT

Your child performed about the same as students who **met or exceeded expectations**. Students meet expectations by showing they can read and analyze nonfiction, history, science, and the arts.

↑ VOCABULARY

Your child performed about the same as students who **met or exceeded expectations**. Students meet expectations by showing they can use context to determine what words and phrases mean.

WRITING



↓ WRITING EXPRESSION

Your child performed about the same as students who **did not yet meet or partially met expectations**. Students meet expectations by showing they can compose well-developed writing, using details from what they have read.

↔ KNOWLEDGE AND USE OF LANGUAGE CONVENTIONS

Your child performed about the same as students who **approached expectations**. Students meet expectations by showing they can compose writing using rules of standard English.

LEGEND

Your child performed about the same as students who:



Met or Exceeded Expectations



Approached Expectations



Did Not Yet Meet or Partially Met Expectations


What are the PARCC tests? The tests measure how well students have learned grade-level material in English language arts/literacy and mathematics. Students who meet or exceed expectations are on track for the next grade or course and, ultimately, for college and careers. The tests include questions that measure your child's fundamental skills and knowledge, and require students to think critically, solve problems, and support or explain their answers. The test is one of several ways to help parents and teachers understand how well children are learning.

How will my child's school use the test results? Results from the test give your child's teacher information about his/her academic performance. The results also give your school and school district important information to make improvements to the education program and to teaching.

Learn more about PARCC and New Jersey's college- and career-ready standards

Explore your school website, or ask your principal, for information on your school's annual PARCC assessment schedule; the curriculum chosen by your district to give students more hands-on learning experiences that meet state standards; and to learn more about how test results contribute to school improvements. You can also learn more about New Jersey's K-12 standards at <http://www.state.nj.us/education/cccs/>.

For information on how to help your child, and access to actual PARCC test questions and the GreatKids Test Guide for Parents, visit UnderstandTheScore.org.



GRADE 5 MATH

Mathematics Assessment Report, 2015–2016

This report shows whether xxxx met grade-level expectations and is on track for the next grade level. **This assessment is just one measure of how well your child is performing academically.**

To learn more about the test and to view sample questions and practice tests, visit UnderstandTheScore.org.

How Can You Use This Report?

Ask your child’s teachers:

- What do you see as my child’s academic strengths and areas for improvement?
- How will you use these test results to help my child make progress this school year?

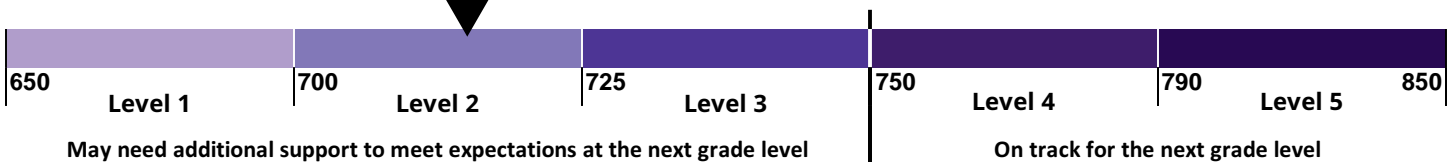
See side 2 of this report for specific information on your child’s performance in mathematics.

How Did xxxx Perform Overall?

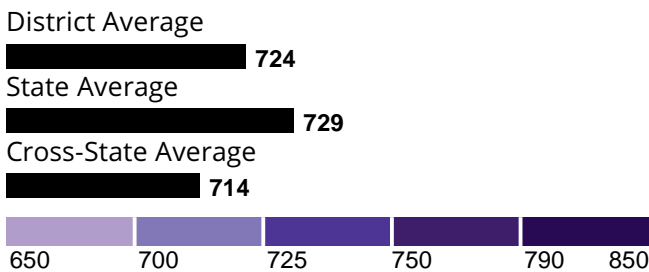
Performance Level 2

- Level 5** Exceeded Expectations
- Level 4** Met Expectations
- Level 3** Approached Expectations
- Level 2** Partially Met Expectations
- Level 1** Did Not Yet Meet Expectations

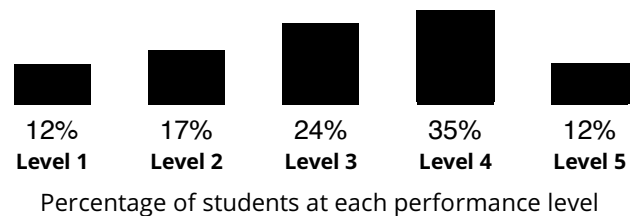
Your child’s score
715



(Too few students to report school average)



How Students in New Jersey Performed



The probable range in the student’s overall score on this test is plus or minus 5.3 points. This is the amount of change that would be expected in your child’s score if he/she were to take the test many times. Small differences in scores should not be overinterpreted.

How Did Your Child Perform in Areas of Mathematics?



MAJOR CONTENT

Your child performed about the same as students who **approached expectations**. Students meet expectations by solving problems involving volume of prisms, adding, subtracting, multiplying and dividing with multi-digit whole numbers, decimals, and fractions.



EXPRESSING MATHEMATICAL REASONING

Your child performed about the same as students who **met or exceeded expectations**. Students meet expectations by creating and justifying logical mathematical solutions and analyzing and correcting the reasoning of others.



ADDITIONAL & SUPPORTING CONTENT

Your child performed about the same as students who **met or exceeded expectations**. Students meet expectations by solving problems involving writing and interpreting numerical expressions, converting measurements, graphing points, classifying geometric shapes, and representing data.



MODELING & APPLICATION

Your child performed about the same as students who **did not yet meet or partially met expectations**. Students meet expectations by solving real-world problems, representing and solving problems with symbols, reasoning quantitatively, and strategically using appropriate tools.

LEGEND

Your child performed about the same as students who:



Met or Exceeded
Expectations



Approached
Expectations



Did Not Yet Meet
or Partially
Met Expectations


What are the PARCC tests? The tests measure how well students have learned grade-level material in English language arts/literacy and mathematics. Students who meet or exceed expectations are on track for the next grade or course and, ultimately, for college and careers. The tests include questions that measure your child's fundamental skills and knowledge, and require students to think critically, solve problems, and support or explain their answers. The test is one of several ways to help parents and teachers understand how well children are learning.

How will my child's school use the test results? Results from the test give your child's teacher information about his/her academic performance. The results also give your school and school district important information to make improvements to the education program and to teaching.

Learn more about PARCC and New Jersey's college- and career-ready standards

Explore your school website, or ask your principal, for information on your school's annual PARCC assessment schedule; the curriculum chosen by your district to give students more hands-on learning experiences that meet state standards; and to learn more about how test results contribute to school improvements. You can also learn more about New Jersey's K-12 standards at <http://www.state.nj.us/education/cccs/>.

For information on how to help your child, and access to actual PARCC test questions and the GreatKids Test Guide for Parents, visit UnderstandTheScore.org.



GRADE 6 MATH

Mathematics Assessment Report, 2015–2016

This report shows whether xxxx met grade-level expectations and is on track for the next grade level. **This assessment is just one measure of how well your child is performing academically.**

To learn more about the test and to view sample questions and practice tests, visit UnderstandTheScore.org.

How Can You Use This Report?

Ask your child’s teachers:

- What do you see as my child’s academic strengths and areas for improvement?
- How will you use these test results to help my child make progress this school year?

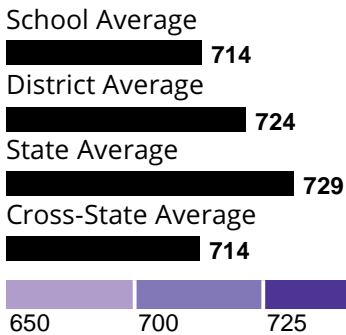
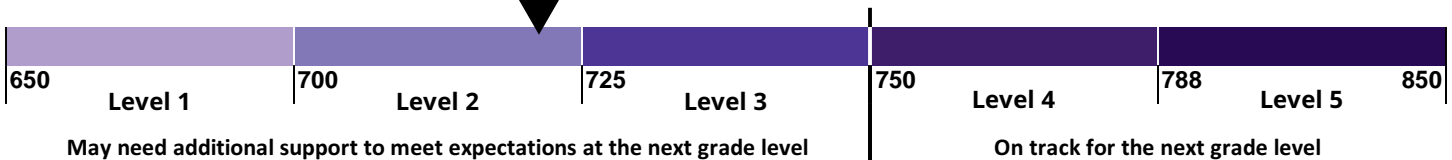
See side 2 of this report for specific information on your child’s performance in mathematics.

How Did xxxx Perform Overall?

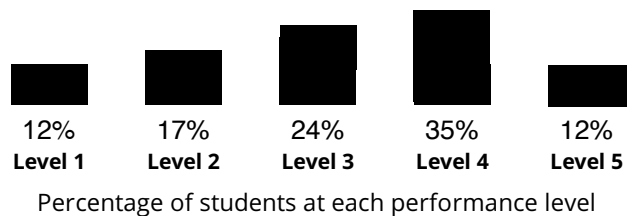
Performance Level 2

- Level 5** Exceeded Expectations
- Level 4** Met Expectations
- Level 3** Approached Expectations
- Level 2** Partially Met Expectations
- Level 1** Did Not Yet Meet Expectations

Your child’s score
722



How Students in New Jersey Performed



The probable range in the student’s overall score on this test is plus or minus 5.3 points. This is the amount of change that would be expected in your child’s score if he/she were to take the test many times. Small differences in scores should not be overinterpreted.

How Did Your Child Perform in Areas of Mathematics?



MAJOR CONTENT

Your child performed about the same as students who **did not yet meet or partially met expectations**. Students meet expectations by solving problems involving ratios, rates, percentages, an understanding of negative numbers, graphing points and simple linear functions, linear expressions, and linear equations.



EXPRESSING MATHEMATICAL REASONING

Your child performed about the same as students who **approached expectations**. Students meet expectations by creating and justifying logical mathematical solutions and analyzing and correcting the reasoning of others.



ADDITIONAL & SUPPORTING CONTENT

Your child performed about the same as students who **did not yet meet or partially met expectations**. Students meet expectations by solving problems involving area, volume, and statistics.



MODELING & APPLICATION

Your child performed about the same as students who **met or exceeded expectations**. Students meet expectations by solving real-world problems, representing and solving problems with symbols, reasoning quantitatively, and strategically using appropriate tools.

LEGEND

Your child performed about the same as students who:



Met or Exceeded
Expectations



Approached
Expectations



Did Not Yet Meet
or Partially
Met Expectations

What are the PARCC tests? The tests measure how well students have learned grade-level material in English language arts/literacy and mathematics. Students who meet or exceed expectations are on track for the next grade or course and, ultimately, for college and careers. The tests include questions that measure your child's fundamental skills and knowledge, and require students to think critically, solve problems, and support or explain their answers. The test is one of several ways to help parents and teachers understand how well children are learning.

How will my child's school use the test results? Results from the test give your child's teacher information about his/her academic performance. The results also give your school and school district important information to make improvements to the education program and to teaching.

Learn more about PARCC and New Jersey's college- and career-ready standards

Explore your school website, or ask your principal, for information on your school's annual PARCC assessment schedule; the curriculum chosen by your district to give students more hands-on learning experiences that meet state standards; and to learn more about how test results contribute to school improvements. You can also learn more about New Jersey's K-12 standards at <http://www.state.nj.us/education/cccs/>.

For information on how to help your child, and access to actual PARCC test questions and the GreatKids Test Guide for Parents, visit UnderstandTheScore.org.



ALGEBRA II

Mathematics Assessment Report, 2015–2016

This report shows whether xxxx met course-level expectations and is on track to be college and career ready. **This assessment is just one measure of how well your child is performing academically.**

To learn more about the test and to view sample questions and practice tests, visit UnderstandTheScore.org.

How Can You Use This Report?

Ask your child’s teachers:

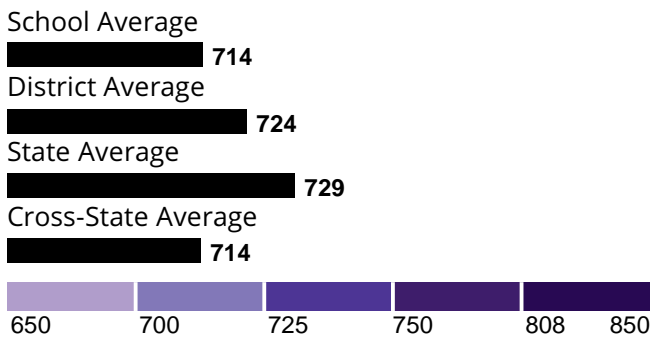
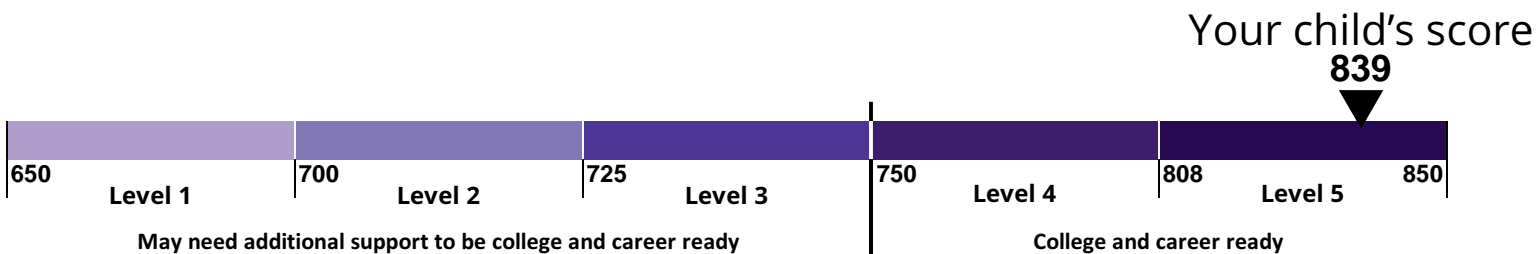
- What do you see as my child’s academic strengths and areas for improvement?
• How will you use these test results to help my child make progress this school year?

See side 2 of this report for specific information on your child’s performance in mathematics.

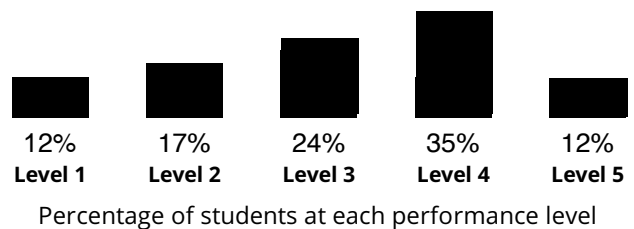
How Did xxxx Perform Overall?

Performance Level 5

- Level 5 Exceeded Expectations
Level 4 Met Expectations
Level 3 Approached Expectations
Level 2 Partially Met Expectations
Level 1 Did Not Yet Meet Expectations



How Students in New Jersey Performed



The probable range in the student’s overall score on this test is plus or minus 7.3 points. This is the amount of change that would be expected in your child’s score if he/she were to take the test many times. Small differences in scores should not be overinterpreted.

How Did Your Child Perform in Areas of Mathematics?

MAJOR CONTENT

Your child performed about the same as students who **met or exceeded expectations**. Students meet expectations by solving problems involving rational exponents, writing and interpreting algebraic expressions, rational and radical equations, graphs of functions, creating linear, quadratic, and exponential functions, and making inferences and justifying conclusions from data.

EXPRESSING MATHEMATICAL REASONING

Your child performed about the same as students who **met or exceeded expectations**. Students meet expectations by creating and justifying logical mathematical solutions and analyzing and correcting the reasoning of others.

ADDITIONAL & SUPPORTING CONTENT

Your child performed about the same as students who **approached expectations**. Students meet expectations by solving problems involving the complex number system, rational expressions and functions, systems of equations, trigonometric functions, interpreting data, and probability.

MODELING & APPLICATION

Your child performed about the same as students who **met or exceeded expectations**. Students meet expectations by solving real-world problems, representing and solving problems with symbols, reasoning quantitatively, and strategically using appropriate tools.

LEGEND

Your child performed about the same as students who:



Met or Exceeded Expectations



Approached Expectations



Did Not Yet Meet or Partially Met Expectations

What are the PARCC tests? The tests measure how well students have learned grade-level material in English language arts/literacy and mathematics. Students who meet or exceed expectations are on track for the next grade or course and, ultimately, for college and careers. The tests include questions that measure your child's fundamental skills and knowledge, and require students to think critically, solve problems, and support or explain their answers. The test is one of several ways to help parents and teachers understand how well children are learning.

How will my child's school use the test results? Results from the test give your child's teacher information about his/her academic performance. The results also give your school and school district important information to make improvements to the education program and to teaching.

Learn more about PARCC and New Jersey's college- and career-ready standards

Explore your school website, or ask your principal, for information on your school's annual PARCC assessment schedule; the curriculum chosen by your district to give students more hands-on learning experiences that meet state standards; and to learn more about how test results contribute to school improvements. You can also learn more about New Jersey's K-12 standards at <http://www.state.nj.us/education/cccs/>.

For information on how to help your child, and access to actual PARCC test questions and the GreatKids Test Guide for Parents, visit UnderstandTheScore.org.